

TECHNICAL DATA SHEET

MASON Pro Low ESD S3 Typ 1 No. 7281101


Sz. 36 - 48






LABELLING ACCORDING TO STANDARD

| | |
|---|---|
| <p>Standard for safety footwear EN ISO 20345 S3</p> | <p>Basic requirement for S3: A Antistatic shoe - E Energy absorption in the heel - FO Fuel resistance - WRU Water penetration and water absorption resistant upper - P Penetration resistance - Closed heel area - Profiled outsole</p> |
| <p>Additional requirements</p> | <p>SRC Slip resistance: Slip resistant on floors of ceramic tiles with a sodium lauryl sulfate (SLS) solution and on steel floors with glycerol. When it comes to slip resistance as defined by EN ISO 20345, SRC signifies the best possible rating a safety shoe can reach.</p> |

FORM

| | |
|--|---|
| <p>Safety shoe</p>  | <p>Form A - in size 42, the upper height must not exceed 11.2 cm.</p> |
|--|---|




FIT

| | | |
|--|--|---|
| ERGO-ACTIVE foot-type system | ERGO-ACTIVE foot type system with three fit variants | |
| | The right shoe for everyone: Three different types of lasts do not only take into account length and width of the foot, but also toe length, heel width and angle of the ball of the foot. | |
| | <p>Foot type 1:</p> <ul style="list-style-type: none"> • For larger feet • Short toes • Wide ball and heel area • Steep ball angle |  |
| | <p>Foot type 2:</p> <ul style="list-style-type: none"> • For normal feet • Long toes • Medium-wide ball and heel area • Flat ball angle |  |
| <p>Foot type 3:</p> <ul style="list-style-type: none"> • For slim feet • Medium-sized toes • Narrow ball and heel area • Medium ball angle |  | |

AREAS OF APPLICATION

| | |
|----------------------|---|
| Areas of application | <p>Indoors and outdoors</p> <p>Areas where exposure to moisture is expected (S2)</p> <p>Areas where there is a risk of penetration from pointed and sharp objects (S3)</p> <p>Areas where there is a risk of electrostatic discharge (ESDS/ESD)</p> |
|----------------------|---|

FEATURES

| | | |
|--|--|---|
| ESD equipment | Thanks to its excellent discharge capability, the shoe is suitable for work in ESD sensitive or electrostatically protected areas (EPA). The shoes comply to the standard 61340-5-1. |  |
| Certification in accordance with DGUV rule 112-191 | <ul style="list-style-type: none"> • Certified for orthopaedic modifications / inserts |  |
| Padded upper edge | <ul style="list-style-type: none"> • Excellent wearing comfort: the padded upper edge protects the Achilles tendon. | |
| Full, padded bellows tongue | <ul style="list-style-type: none"> • Excellent wearing comfort: The tongue prevents pressure marks and avoids dirt from entering into the shoe. | |
| Reflective material | <ul style="list-style-type: none"> • Good visibility in the dark |  |
| TPU scuff cap | <ul style="list-style-type: none"> • Excellent wear protection in the shoe tip • Protects the upper leather in this area against premature wear | |

FEATURES

Winner Plus X Award

The independent jury for the Plus X Award, the Innovation Prize for Technology, Spot, and Lifestyle, grants a total of seven seals of approval to brands that offer products with a competitive edge in terms of quality and innovation. ELTEN has always seen itself as an innovative business at the cutting edge of technology.



UPPER MATERIAL

Cowhide leather

- Areas of application S1/S2/S3
- Natural material
- Wear-resistant
- Breathable
- Water penetration/absorption in accordance with EN ISO 20345 S2

LINING

Breathable fabric lining

- Climate-regulating
- Good ventilation
- Skin-friendly
- High absorption and emission of moisture

Heel pocket lining

- The abrasion-resistant microfibre material is particularly sturdy and provides for a pleasant wearing comfort.

TOE PROTECTION CAP

Steel toe cap



- Protection against impacts of min. 200 joules and pressure loading of min. 15 kN
- Permanent edge coverage for cushioning
- Ergonomically shaped
- Comfortable toe room
- Good coverage of the little toe area

INLAY SOLE

Semi-orthopaedic inlay sole ESD



- ESD EQUIPMENT: Protection against electrostatic discharge (ESD). The full-length, exchangeable inlay sole is conductive and designed for the use in ESD safety footwear according to the standards DIN EN ISO 20345 and DIN EN 61340-5-1.
- The sole's footbed is tailored to the fit of the shoe as well as to the natural, intact longitudinal arch of the foot.
- The improved heel damping is kind to the entire musculoskeletal system – from foot to spinal column.
- Improvement of the shoe climate thanks to the PU foam's open cell structure. So the foot is always kept comfortably dry.
- The extreme softness of the PU foam absorbs shocks on impact and increases walking comfort.

INSOLE

ESD soft-fleece insole

ESD equipment: Protection against electrostatic discharge (ESD), and without using additional means fulfilling a bridge function to the outsole.

- Approximately 50 % lighter than comparable soles made of natural materials
- Flexible and shape-retaining
- Good air permeability
- Excellent wear resistance
- High moisture absorption
- Quick drying (virtually overnight)

PENETRATION RESISTANCE

Steel midsole

Best possible protection from below: The corrosion-resistant midsole made of stainless steel complies with the penetration safety standard EN 12568 and furthermore fulfils the additional requirements for penetration protection in accordance with EN ISO 20344 / 20345. Particularly recommendable when working in areas where there is an increased risk of injuries due to pointed or sharp objects, such as in the construction industry.

OUTSOLE

ERGO-ACTIVE double-density sole with profile



- Excellent slip resistance
- Antistatic

Outsole: PU (polyurethane)

- Colour: lightgrey
- Profile depth: 4.0 mm
- Abrasion-resistant
- Heat-resistant to approx. 130°C
- Flexible at cold temperatures to approx. -20°C
- Oil and fuel resistant

Midsole: PU (polyurethane)

- The soft PU core provides a good impact absorption and high wearing comfort