

# TECHNICAL DATA SHEET

LOTTE GTX blue Mid ESD S3 CI No. 746111


Sz. 34 - 42



## LABELLING ACCORDING TO STANDARD

Standard for safety footwear EN ISO 20345 S3	Basic requirement for S3: <b>A</b> Antistatic shoe - <b>E</b> Energy absorption in the heel - <b>FO</b> Fuel resistance - <b>WRU</b> Water penetration and water absorption resistant upper - <b>P</b> Penetration resistance - Closed heel area - Profiled outsole
Additional requirements	<b>SRC</b> Slip resistance: Slip resistant on floors of ceramic tiles with a sodium lauryl sulfate (SLS) solution and on steel floors with glycerol. When it comes to slip resistance as defined by EN ISO 20345, SRC signifies the best possible rating a safety shoe can reach.  <b>CI</b> COLD INSULATED

## FORM

Ladies' safety boot 	Form B - in size 38, the upper height must be at least 16.5 cm.
--	---

## FIT

Ladies' fit	The shoe last is ideally tailored to the ergonomics of female feet.
-------------	---

## AREAS OF APPLICATION




Areas of application	Indoors and outdoors Areas where exposure to moisture is expected (S2) Areas where there is a risk of penetration from pointed and sharp objects (S3) Areas where there is a risk of electrostatic discharge (ESDS/ESD)
----------------------	--

## FEATURES

ESD equipment	Thanks to its excellent discharge capability, the shoe is suitable for work in ESD sensitive or electrostatically protected areas (EPA). The shoes comply to the standard 61340-5-1.
---------------	--



## FEATURES


<p>Certification in accordance with DGUV rule 112-191</p>	<ul style="list-style-type: none"> <li>• Certified for orthopaedic modifications / inserts</li> </ul> 
<p>Full, padded bellows tongue</p>	<ul style="list-style-type: none"> <li>• Excellent wearing comfort: The tongue prevents pressure marks and avoids dirt from entering into the shoe.</li> </ul>
<p>Collar padding</p>	<ul style="list-style-type: none"> <li>• Excellent wearing comfort: the ankle-wrapping, softly padded upper edge provides for stability and grip in the shoe.</li> </ul>
<p>Reflective material</p>	<ul style="list-style-type: none"> <li>• Good visibility in the dark</li> </ul> 
<p>Heel loop</p>	<ul style="list-style-type: none"> <li>• Quicker into the shoe: The heel loop makes it easier to get inside the shoe</li> </ul>
<p>Winner Plus X Award</p>	<p>The independent jury for the Plus X Award, the Innovation Prize for Technology, Spot, and Lifestyle, grants a total of seven seals of approval to brands that offer products with a competitive edge in terms of quality and innovation. ELTEN has always seen itself as an innovative business at the cutting edge of technology.</p> 

## UPPER MATERIAL

<p>Hydrophobized nubuck leather</p>	<ul style="list-style-type: none"> <li>• Areas of application S2/S3</li> <li>• Natural material</li> <li>• Wear-resistant</li> <li>• Breathable</li> <li>• Water penetration/absorption in accordance with EN ISO 20345 S2</li> <li>• By hydrophobation, higher resistance against water penetration and water absorption</li> </ul>
<p>Textile material Cordura® (hydrophobized) <b>CORDURA</b></p>	<ul style="list-style-type: none"> <li>• Areas of application S2/S3</li> <li>• Synthetic material</li> <li>• Particularly resistant to wear and tear</li> <li>• Retains its shape</li> <li>• Tear-resistant</li> <li>• Dries quickly</li> <li>• Abrasion-resistant and light</li> <li>• Water penetration and absorption in accordance with EN ISO 20345 S2; an improved resistance against water penetration is achieved by a special hydrophobation of the material</li> </ul>

## LINING

### Gore-Tex Performance Comfort Footwear



The GORE-TEX membrane prevents water from entering into the shoe, but still allows your feet to "breathe". This technology provides ideal climate comfort for all outdoor activities, even in the harshest weather conditions. All components of the shoe construction are precisely attuned to one another and are subject to constant quality controls.

### The ALL-WEATHER membrane

The all-weather membrane constantly provides an ideal climate comfort inside the shoe in all wind and weather conditions. Keeps your feet cool in summer and warm in winter. Tiny pores keep wind and wetness outside.

## TOE PROTECTION CAP

### Steel toe cap



- Protection against impacts of min. 200 joules and pressure loading of min. 15 kN
- Permanent edge coverage for cushioning
- Ergonomically shaped
- Comfortable toe room
- Good coverage of the little toe area

## INLAY SOLE

### Full-length inlay sole LADIES ESD



- ESD EQUIPMENT: Protection against electrostatic discharge (ESD). The full-length, exchangeable inlay sole is conductive and designed for the use in ESD safety footwear according to the standards DIN EN ISO 20345 and DIN EN 61340-5-1.
- The inlay sole is individually adapted to the fitting of safety footwear for women.
- The full-length, exchangeable inlay sole provides the highest possible comfort in safety shoes.
- The inlay sole is functionally absorbing and releasing moisture and thus provides for a pleasant foot climate.
- The extreme softness of the PU foam absorbs shocks on impact and increases walking comfort.
- Improvement of the shoe climate thanks to the PU foam's open cell structure. So the foot is always kept comfortably dry.

## PENETRATION RESISTANCE

### Metal-free penetration protection

The textile midsole complies with the penetration safety standard EN 12568 and furthermore fulfils the additional requirements for penetration protection in accordance with EN ISO 20344 / 20345. The light and flexible material enables an increased elasticity of the shoe, which can particularly be recognized when working on uneven grounds or on your knees.

The textile variant offers 100 % foot coverage compared to steel midsoles (foot coverage 85 % due to limits in the shoe manufacturing process). Being 100 % metal-free and antimagnetic, this equipment is used as penetration protection in safety shoes.

## OUTSOLE

TREKKING LADY double-density sole with profile



- Excellent slip resistance
- Antistatic

Outsole: PU (polyurethane)

- Colour: lightgrey
- Profile depth: 4.0 mm
- Abrasion-resistant
- Heat-resistant to approx. 130°C
- Flexible at cold temperatures to approx. -20°C
- Oil and fuel resistant

Midsole: PU (polyurethane)

- The soft PU core provides a good impact absorption and high wearing comfort