

# TECHNICAL DATA SHEET

**MASON Pro GTX Mid ESD S3 CI Typ 1 No. 7683101**


**Sz. 40 - 48**






## LABELLING ACCORDING TO STANDARD

Standard for safety footwear EN ISO 20345 S3	Basic requirement for S3: <b>A</b> Antistatic shoe - <b>E</b> Energy absorption in the heel - <b>FO</b> Fuel resistance - <b>WRU</b> Water penetration and water absorption resistant upper - <b>P</b> Penetration resistance - Closed heel area - Profiled outsole
Additional requirements	<b>SRC</b> Slip resistance: Slip resistant on floors of ceramic tiles with a sodium lauryl sulfate (SLS) solution and on steel floors with glycerol. When it comes to slip resistance as defined by EN ISO 20345, SRC signifies the best possible rating a safety shoe can reach.  <b>CI</b> COLD INSULATED

## FORM

Safety laced boot 	Form B - in size 42, the upper height must be at least 11.3 cm.
--	---



## FIT

ERGO-ACTIVE Fußtypensystem	<p>ERGO-ACTIVE foot type system with three fit variants</p> <p>The right shoe for everyone: Three different types of lasts do not only take into account length and width of the foot, but also toe length, heel width and angle of the ball of the foot.</p>	
	<p>Foot type 1:</p> <ul style="list-style-type: none"> <li>• For larger feet</li> <li>• Short toes</li> <li>• Wide ball and heel area</li> <li>• Steep ball angle</li> </ul>	
	<p>Foot type 2:</p> <ul style="list-style-type: none"> <li>• For normal feet</li> <li>• Long toes</li> <li>• Medium-wide ball and heel area</li> <li>• Flat ball angle</li> </ul>	
	<p>Foot type 3:</p> <ul style="list-style-type: none"> <li>• For slim feet</li> <li>• Medium-sized toes</li> <li>• Narrow ball and heel area</li> <li>• Medium ball angle</li> </ul>	

## AREAS OF APPLICATION

Areas of application	<p>Indoors and outdoors</p> <p>Areas where exposure to moisture is expected (S2)</p> <p>Areas where there is a risk of penetration from pointed and sharp objects (S3/S3L/S3S)</p> <p>Areas where there is a risk of electrostatic discharge (ESDS/ESD)</p>
----------------------	---

## FEATURES

ESD equipment	<p>Thanks to its excellent discharge capability, the shoe is suitable for work in ESD sensitive or electrostatically protected areas (EPA). The shoes comply to the standard 61340-5-1.</p>	
Full, padded bellows tongue	<ul style="list-style-type: none"> <li>• Excellent wearing comfort: The tongue prevents pressure marks and avoids dirt from entering into the shoe.</li> </ul>	
Collar padding	<ul style="list-style-type: none"> <li>• Excellent wearing comfort: the ankle-wrapping, softly padded upper edge provides for stability and grip in the shoe.</li> </ul>	
Reflective material	<ul style="list-style-type: none"> <li>• Good visibility in the dark</li> </ul>	
TPU scuff cap	<ul style="list-style-type: none"> <li>• Excellent wear protection in the shoe tip</li> <li>• Protects the upper leather in this area against premature wear</li> </ul>	

## FEATURES

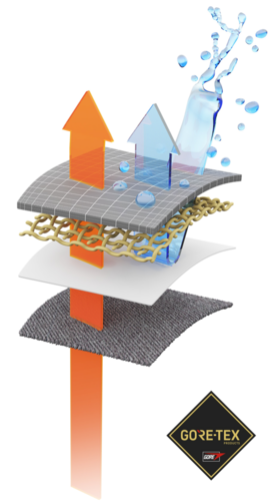
### Winner Plus X Award

The independent jury for the Plus X Award, the Innovation Prize for Technology, Spot, and Lifestyle, grants a total of seven seals of approval to brands that offer products with a competitive edge in terms of quality and innovation. ELTEN has always seen itself as an innovative business at the cutting edge of technology.



## UPPER MATERIAL LINING

### Gore-Tex Performance Comfort Footwear



The GORE-TEX membrane prevents water from entering into the shoe, but still allows your feet to "breathe". This technology provides ideal climate comfort for all outdoor activities, even in the harshest weather conditions. All components of the shoe construction are precisely attuned to one another and are subject to constant quality controls.

### The ALL-WEATHER membrane

The all-weather membrane constantly provides an ideal climate comfort inside the shoe in all wind and weather conditions. Keeps your feet cool in summer and warm in winter. Tiny pores keep wind and wetness outside.

## TOE PROTECTION CAP

### Steel toe cap



- Protection against impacts of min. 200 joules and pressure loading of min. 15 kN
- Permanent edge coverage for cushioning
- Ergonomically shaped
- Comfortable toe room
- Good coverage of the little toe area

## INLAY SOLE

### Semi-orthopaedic inlay sole ESD



- ESD EQUIPMENT: Protection against electrostatic discharge (ESD). The full-length, exchangeable inlay sole is conductive and designed for the use in ESD safety footwear according to the standards DIN EN ISO 20345 and DIN EN 61340-5-1.
- The sole's footbed is tailored to the fit of the shoe as well as to the natural, intact longitudinal arch of the foot.
- The improved heel damping is kind to the entire musculoskeletal system – from foot to spinal column.
- Improvement of the shoe climate thanks to the PU foam's open cell structure. So the foot is always kept comfortably dry.
- The extreme softness of the PU foam absorbs shocks on impact and increases walking comfort.

## PENETRATION RESISTANCE

### Metal-free penetration protection

The textile midsole complies with the penetration safety standard EN 12568 and furthermore fulfils the additional requirements for penetration protection in accordance with EN ISO 20344 / 20345. The light and flexible material enables an increased elasticity of the shoe, which can particularly be recognized when working on uneven grounds or on your knees.

The textile variant offers 100 % foot coverage compared to steel midsoles (foot coverage 85 % due to limits in the shoe manufacturing process). Being 100 % metal-free and antimagnetic, this equipment is used as penetration protection in safety shoes.

## OUTSOLE

### ERGO-ACTIVE double-density sole with profile



- Excellent slip resistance
- Antistatic

#### Outsole: PU (polyurethane)

- Colour: black
- Profile depth: 4.0 mm
- Abrasion-resistant
- Heat-resistant to approx. 130°C
- Flexible at cold temperatures to approx. -20°C
- Oil and fuel resistant

#### Midsole: PU (polyurethane)

- The soft PU core provides a good impact absorption and high wearing comfort