

# LINE LIGHT

03.5203 / 03.5202 / 03.5225 / 03.5201 / 03.5200 /  
03.5221 / 03.5222 / 03.5223 / 03.5224

ORIGINAL  
SCANGRIP



SINCE 1906

MADE IN DENMARK



## LINE LIGHT 1

03.5203

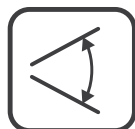
A+



216 SMD LEDs



1400 lumen  
1600 lux@0.50 m



75°



IK07



20W



24VDC



-10° to +40°C



ø25 X 1630 mm  
PCB 1425 mm



IP67

### 20W POWER SUPPLY UNIT



Cable input: 2m H03VV-F  
3x0.75mm<sup>2</sup> · Schuko plug  
Cable output: 5m H03VV-F  
2x0.75mm<sup>2</sup>



Input: 170-250V AC / 50-60Hz  
Output: 24V DC Max 20W



IP67

## LINE LIGHT 2

03.5202



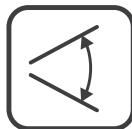
A+



2 X 156 SMD LEDs



2 x 1000 lumen  
1600 lux@0.50 m



75°



IK07



2 x 15W



24V DC



-10° to +40°C



ø25 X 1234 mm  
PCB 1425 mm



IP67

### 20W POWER SUPPLY UNIT



Cable input: 2m H03VV-F  
3x0.75mm<sup>2</sup> · Schuko plug  
Cable output: 8m H03VV-F  
2x0.75mm<sup>2</sup>



Input: 90-264V AC / 50-60Hz  
Output: 24V DC 3.3 A Max 80W



IP67

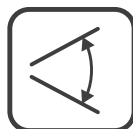

## LINE LIGHT 4

03.5201

A+



4 X 216 SMD LEDs  
4 X 14-1400 lumen  
4 x 16-1600 lux@0.50 m



75°



IK07



4 x 20W



8m H03VV-F 2x0.5mm<sup>2</sup>



24V DC



-10° to +40°C



ø25 X 1630 mm  
PCB 1425 mm



IP67

### 20W POWER SUPPLY UNIT



Cable input: 2m H03VV-F  
3x0.75mm<sup>2</sup> · Schuko plug  
Cable output: 5m H03VV-F  
2x0.75mm<sup>2</sup>



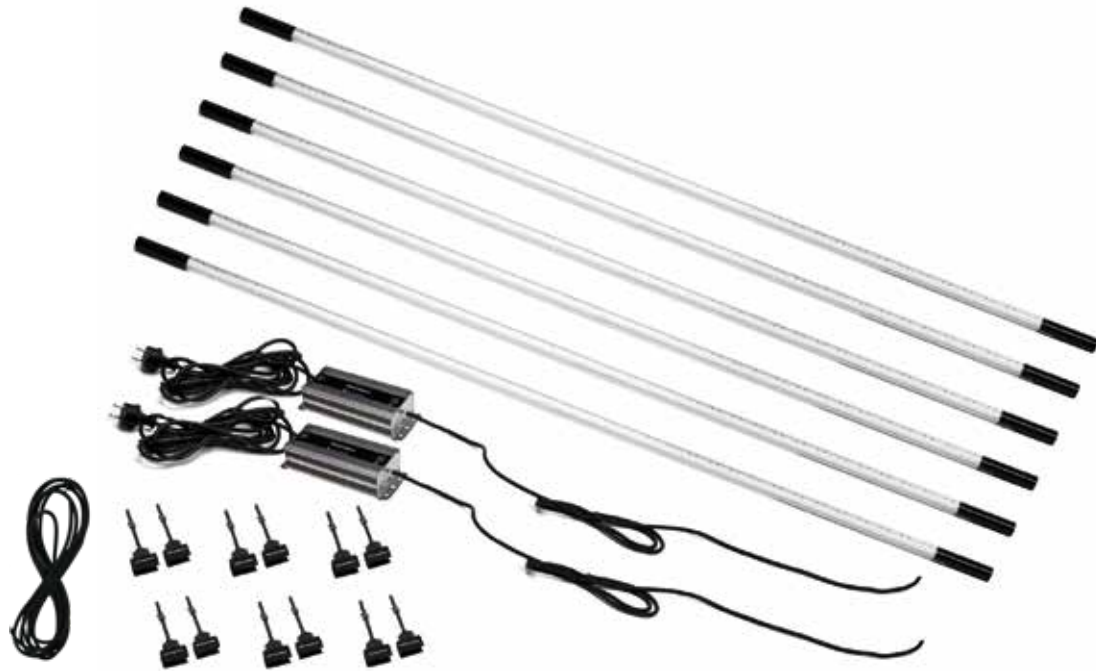
Input: 90-264V AC / 50-60Hz  
Output: 24V DC 3.3 A Max 80W



IP67

## LINE LIGHT 6

03.5200



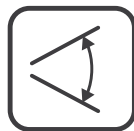
A+



6 X 216 SMD LEDs



6 X 1400 lumen  
1600 lux@0.50 m



75°



IK07



6 x 20W



8m H03VV-F 2x0.5mm<sup>2</sup>



24V DC



-10° to +40°C



ø25 X 1630 mm  
PCB 1425 mm



IP67

### 20W POWER SUPPLY UNIT



Cable input: 2m H03VV-F  
3x0.75mm<sup>2</sup> · Schuko plug  
Cable output: 5m H03VV-F  
2x0.75mm<sup>2</sup>



Input: 90-264V AC / 50-60Hz  
Output: 24V DC 3.3 A Max 80W



IP67

## LINE LIGHT 75

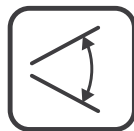
03.5221



96 SMD LEDs



600 lumen  
1300 lux@0.50 m



75°



IK07



9W



24V DC



-10° to +40°C



ø25 X 838 mm



IP67

## LINE LIGHT 120

03.5222

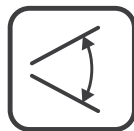
A+



156 SMD LEDs



1000 lumen  
1600 lux@0.50 m



75°



IK07



15W



24VDC



-10° to +40°C



ø25 X 1234 mm



IP67

## LINE LIGHT 160

03.5223

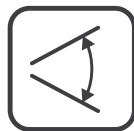
A+



216 SMD LEDs



1400 lumen  
1600 lux@0.50 m



75°



IK07



20W



24V DC



-10° to +40°C



ø25 X 1630 mm



IP67



## LINE LIGHT 200

03.5224

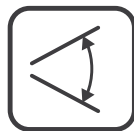
A+



276 SMD LEDs



1800 lumen  
1600 lux@0.50 m



75°



IK07



26W



24V DC



-10° to +40°C



ø25 X 2027 mm



IP67

## UK LINE LIGHT

### WARNING

- Always respect applicable legislation for working with electrical equipment in order to reduce the risk of accidents
- Avoid looking directly into the beam of light, as this will result in dazzling
- Do not use the lamp near a naked flame
- Protect the mains cable from oil, heat and sharp edges
- The light source of this luminaire is not replaceable; when the light source reaches its end of life the whole luminaire shall be replaced



Discarded electrical products must not be disposed of together with household waste. Please use recycling facilities. Ask your local authority or retailer for advice on recycling.

## DK LINE LIGHT

### ADVARSEL

- Respekter altid den gældende lovgivning for arbejde med elektrisk udstyr for dermed at reducere risikoen for ulykker
- Undgå at se direkte ind i lysstrålen, da det vil medføre blænding
- Anvend ikke lampen i nærheden af åben ild
- Beskyt netledningen mod olie, varme og skarpe kanter
- Lyskilden på lampen kan ikke udskiftes; når lyskilden er opbrugt skal hele lampen udskiftes



Kasserede elektriske produkter må ikke bortskaffes sammen med husholdningsaffald. Benyt venligst genbrugsanlæg. Spørg din lokale kommune eller forhandler for genbrug rådgivning.

## DE LINE LIGHT

### ACHTUNG

- Beachten Sie immer die allgemeinen Sicherheitsvorschriften für den Gebrauch von Elektrogeräten, um die Unfallgefahr zu verringern
- Nicht direkt in das Licht schauen, da es Blendung verursacht
- Die Lampe nie in der Nähe von offenen Flammen benutzen
- Netzkabel vor Öl, Hitze und scharfen Gegenständen schützen
- Die Lichtquelle dieser Lampe ist nicht austauschbar; wenn die Lichtquelle defekt ist, oder das Lebensende erreicht hat, muß die gesamte Lampe ersetzt werden



Altgeräte dürfen nicht mit dem Hausmüll entsorgt werden, sondern müssen separat über Sondermüllannahmestellen entsorgt oder an den Handel zurückgegeben werden. Handel und Kommunen sind zur kostenlosen Rücknahme verpflichtet.

## FR LINE LIGHT

### ATTENTION

- Il faut toujours respecter les lois en vigueur pour le travail avec l'équipement électrique. Ceci pour réduire le risque d'accidents
- Ne pas regarder directement dans le faisceau de lumière. Ceci pour éviter l'éblouissement
- Ne jamais utiliser la lampe à proximité de flammes
- Protéger le câble électrique contre l'huile, la chaleur, et des objets à arêtes tranchants
- Les lampes LED ne peuvent pas être remplacées : lorsque les lampes sont en fin de vie, remplacer l'ensemble de l'équipement



Il est interdit de jeter les produits électriques mis au rebut avec les ordures ménagères. Il faut les retourner à un centre de recyclage. Consulter les autorités locales ou le revendeur pour conseils sur le recyclage

## ES LINE LIGHT

### ADVERTENCIA

- Para reducir el riesgo de accidentes, respete siempre la legislación aplicable para el trabajo con equipos eléctricos
- Evite mirar directamente el haz de luz, ya que produce deslumbramiento
- No use la lámpara cerca de una llama abierta
- Proteja el cable de alimentación del aceite, el calor y los cantos afilados
- La fuente de luz de esta luminaria no es reemplazable; cuando la fuente de luz alcanza su final de su vida, se sustituye toda la luminaria



Los productos eléctricos no pueden desecharse junto con los residuos domésticos. Le rogamos que use los centros de reciclaje. Solicite asesoramiento sobre reciclaje al vendedor o a las autoridades locales

## PT LINE LIGHT

### AVISO

- Respeite sempre a legislação aplicável ao trabalho com equipamento elétrico a fim de reduzir o risco de acidentes
- Evite olhar diretamente para o feixe de luz, uma vez que ofusca
- Não utilize a lâmpada perto de uma chama nua
- Proteja o cabo da rede elétrica do óleo, do calor e das arestas cortantes
- A fonte de luz desta luminária não é substituível; quando a fonte de luz atinge ao fim de sua vida toda a luminária deve ser substituído



Os produtos elétricos rejeitados não devem ser eliminados juntamente com o lixo doméstico. Utilize os centros de reciclagem. Peça à autoridade local ou ao vendedor conselhos sobre reciclagem

## IT LINE LIGHT

### AVVERTENZA

- Rispettare sempre la legislazione applicabile per il lavoro con apparecchiature elettriche al fine di ridurre al minimo il rischio di incidenti
- Evitare di guardare direttamente il fascio di luce in quanto provocherebbe abbagliamento
- Non usare la lampada in prossimità di fiamme libere
- Proteggere il cavo di alimentazione da olio, calore e spigoli vivi
- La sorgente luminosa non è sostituibile, quando questa sarà a fine vita si dovrà provvedere alla sostituzione completa della lampada



I prodotti elettrici al termine del ciclo di vita non devono essere smaltiti insieme ai rifiuti domestici. Si raccomanda di utilizzare gli impianti di riciclaggio. Chiedere alle autorità locali o al proprio rivenditore per informazioni sul riciclaggio

## NL LINE LIGHT

### WAARSCHUWING

- Volg bij werkzaamheden met elektrische uitrusting altijd de geldende wet- en regelgeving om de kans op ongevallen te minimaliseren
- Kijk niet direct in de lamp om verblinding te voorkomen
- Gebruik de lamp niet in de nabijheid van open vuur
- Bescherm de voedingskabel tegen olie, warmte en scherpe kanten
- De lichtpeer van deze lamp kan niet worden vervangen; wanneer de peer is uitgebrand, moet de hele lamp worden vervangen



Afgedankte elektrische producten mogen niet worden afgevoerd met het huishoudelijk afval. Lever in bij een afvalinzamelstation. Vraag uw plaatselijke overheid of winkelier om advies inzake recycling

## PL LINE LIGHT

### OSTRZEŻENIE

- Aby zmniejszyć ryzyko wystąpienia wypadku, należy zawsze przestrzegać odpowiednich przepisów dotyczących pracy z urządzeniami elektrycznymi
- Nie patrzeć bezpośrednio na wiązkę światła, gdyż spowoduje to oślepienie
- Nie używać lampy w pobliżu otwartego ognia
- Chronić przewody elektryczne przed olejem, wysoką temperaturą i ostrymi krawędziami
- Źródło światła tej oprawy nie są wymienne; gdy źródło światła osiąga jego koniec życia cała oprawa zastępuje się



Nie wolno utylizować zużytych urządzeń elektrycznych wraz z odpadami domowymi. Należy skorzystać z placówek przetwarzania odpadów. Więcej informacji na temat przetwarzania odpadów udzielają lokalne władze lub sprzedawca

## BG LINE LIGHT

### ПРЕДУПРЕЖДЕНИЕ

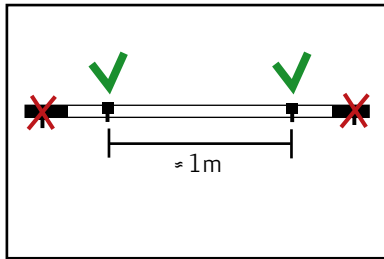
- Винаги спазвайте приложимото законодателство при работа с електрическо оборудване, за да се намали рискът от злополуки
- Избягвайте да гледате директно в светлинния лъч, тъй като това ще доведе до заслепяване
- По време на зареждането нивото на заряда може да се определи по петте диодни стълбчета. Когато батерията се зареди напълно, всичките пет диода светят
- Защитете захранващия кабел от масло, топлина и остри ръбове
- Светлинният източник на това осветително тяло не е сменяема; когато източникът на светлина достига си край на -живота на цялото осветително тяло се заменя



Излезлите от употреба електрически уреди не трябва да се изхвърлят заедно с битовите отпадъци. Моля, използвайте пунктове за рециклиране. Обърнете се към вашите местни власти или търговеца на дребно за съвет относно рециклирането

## 1. Assembly 2 holders

IMPORTANT



≈ 1 m between the two clips!  
Place LINE LIGHT unit in clips




Distance



∅ 6mm



Backside - star washer



Backside - nut



Fasten nut



**Important**

Make sure to be free of moving jack!



## 2. Connecting powersupply

Remove end tube



LINE LIGHT



Mount cables and tighten screws



Blue -> blue Brown -> brown




Tighten carefully by hand to make waterproof



### 3. Mount connection between tubes

---



Suitable distance

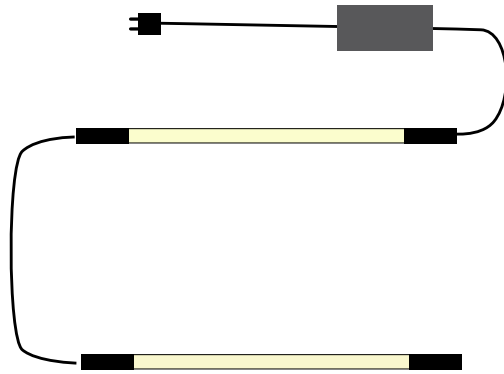


Mount end cover



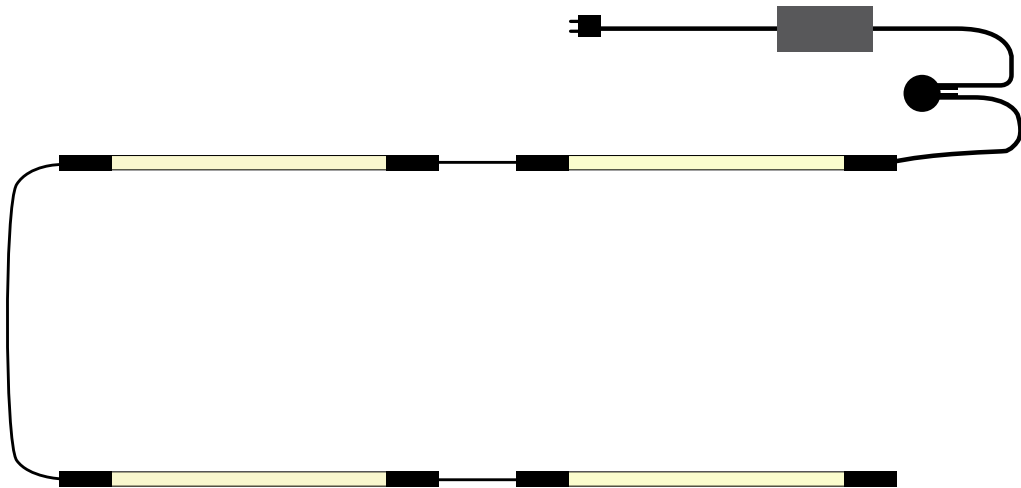
#### 4. How to mount LINE LIGHT 2

---



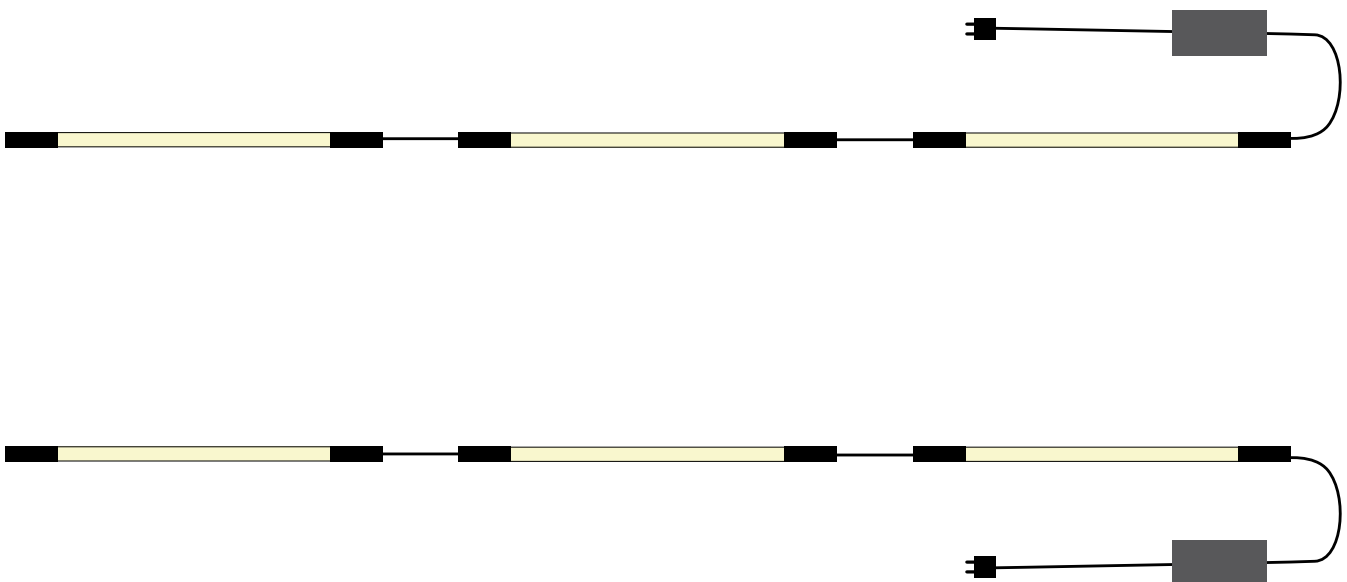
#### 5. How to mount LINE LIGHT 4

---



#### 6. How to mount LINE LIGHT 6


---



SCANGRIP.COM



DESIGNED BY  
SCANGRIP  
IN DENMARK

CE EAC   RoHS  
EU DESIGN PATENT 1882523

V3/27.03.2019/KKS