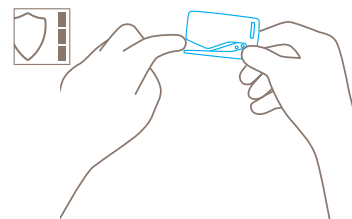


## TECHNICAL DATA SHEET


### SECUMAX VISICUT NO. 47012

#### Safety technology



#### Concealed blade – a maximum degree of safety

The SECUMAX VISICUT blade is not an open one, but is hidden from people and goods. This provides you with the highest degree of safety from cut injuries and from damage to goods.



#### DISPOSABLE SAFETY KNIFE WITH CONCEALED BLADE, IDEAL FOR PROMOTIONAL PURPOSES.

**Order No.** 47012.12

#### Your visiting card. With a blade.

As fragile as the SECUMAX VISICUT may appear, it is a really sharp cutting tool. And a popular advertiser too. If you look closely, the safety knife is like a business card with an in-built quality blade. So why not also your new business card? Your name, logo and your claim printed on it would always be there when your customers, friends and partners open their letters with it.

#### No risk

The SECUMAX VISICUT is a disposable safety knife with an injected blade. That's reassuring. Your customers will not come into contact with it, neither when they are cutting or at a blade change because there isn't one.

#### Large surface

It's not just the surface of the cutting tool required for safe guiding that is large. So too is the space for your advertising message which is then sure to have the required impact.

#### Long, pointed nose

Why the extra long and pointed nose in the SECUMAX VISICUT? Because you can place it particularly well in the spaces in between. The cutting material is also led to the blade in a much more reliable way.

#### For any hand


The SECUMAX VISICUT is lightweight and practical. It is so practical that you will enjoy working longer with it no matter whether you are right or left handed – because this cutting tool is always the perfect match.

#### Ideally placed

An eyelet on the SECUMAX VISICUT means it can always be kept in an easy to find place. It also fits in any wallet – just like a real business card.

## USAGE

---



## PRODUCT FEATURES

---

### Technical features



Maximum safety



Disposable knife



Ergonomic



Cutting depth



For right and left handers



Lanyard hole



Printable for promotional purposes

### Main cutting materials



Envelope



Wrapping, stretch and shrink foil



Tape



Layers of foil or paper



Yarn, cord

### Installed blade

Blade thickness 0.30 mm.

## BLADE CHANGE

---

The blade is moulded into the body of the knife and cannot be changed.

## SERVICES OFFERED



Video



Technical data sheet



Consulting service

## PRODUCT AND PACKAGING DETAILS

<b>Order No.</b>	NO. 47012.12	<b>Packaging unit (PU)</b>	10 in box (loose)
<b>Knife size (L x W x H)</b>	69.6 x 2.5 x 41.6 mm	<b>Size (PU)</b>	83 x 35 x 47 mm
<b>Weight knife</b>	6.6 g	<b>Weight (PU)</b>	79.0 g
<b>Basic material</b>	Plastic	<b>EAN Code (PU)</b>	4002632801273
<b>Cutting depth</b>	2.5 mm	<b>Quantity in outer pack</b>	-
		<b>Customs tariff number</b>	82141000

## SAFETY CERTIFICATE

<b>Date of issue</b>	23.10.2018
<b>Certification</b>	GS certificate NO. 603847-6480-55094-2018

### Certificates and awards



## SECURITY ADVICE

To ensure that you use your new MARTOR knife safely and most effectively, please read and note the following user-instructions. Please keep the written guide in a safe place so that you can access it at any time.

**1. General application instructions:** Please always use the product carefully for manual cutting work only and not for any purposes other than those that are intended. Please take the correct handling and the proper use of the knives into account in this regard. As an additional safety measure, we recommend the wearing of safe gloves.

**2. Special application Instructions to avoid the danger of injuries:** Only use cutting tools that are in perfect condition and have sharp, clean and undamaged MARTOR blades. Employ the utmost care when handling the knives. Prior to use, familiarise yourself with the safety features and their functioning. Ensure that these safety features are not impaired by the type of material to be cut. CAUTION: The blade is sharp and can result in serious and deep cuts. Therefore, never reach into the blade! Do not place your free hand in the line of cutting and never cut directly towards you.

**3. Replacement of spare parts:** This knife is a disposable product. It is not designed to have its blades changed or any other of its components replaced. If the knife shows signs of aging or any other wear, e.g. which impair the safety features or usage, the knife must be taken out of service and replaced. Do not modify this product in any way. Modifications of any kind may impair product safety. CAUTION: The risk of injury caused by manipulation of this product is extremely high.

**4. Non-use of the knife:** Always secure the blade in such a way (depending on product type) that injuries due to cuts are excluded. Store the knife in a secure place.

**5. Care instructions:** To guarantee a long service life, always keep the knife clean and do not expose it to unnecessary soiling and humidity.

**CAUTION: No liability will be assumed for consequential losses. Subject to technical changes and errors! This knife does not belong in the hands of children!**

## MANUFACTURER

MARTOR KG | Lindgesfeld 28 | 42653 Solingen | Germany  
T +49 212 73870-0 | info@martor.de | www.martor.com