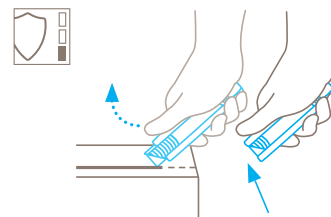


TECHNICAL DATA SHEET

SECUNORM HANDY MDP NO. 447

Safety technology



Automatic blade retraction – a high degree of safety

The automatic blade retraction of the SECUNORM HANDY MDP guarantees a high degree of safety from cut injuries. As soon as you have started to cut, take your thumb off the slider. Then the blade will retract into the handle immediately after leaving the material being cut.



COMPACT SAFETY KNIFE WITH AUTOMATIC BLADE RETRACTION, ESPECIALLY FOR CUTTING CARDBOARDS.

Order No. 447.02

A classic, in pocket form. Metal detectable.

Don't be deceived by the compactness of this safety knife. The SECUNORM HANDY MDP might be small, but it surely can cut. It's a cutting tool with "bite" and all the qualities required for the job. The MDP version is your first choice if you're coming from either the food or medicine industry. All plastic parts are made from a metal detectable plastic. Coupled with a stainless steel blade, there are no risks with the SECUNORM HANDY MDP.

Can be metal detected

A cutting tool, or parts of it, can get lost while working. But only for a short while. Because the plastic that can be detected by a metal detector ensures you can find it again quickly.

No paint

You want to avoid risks wherever possible in your job? That's understandable. A handle without paint minimises the risk of contamination in the production process. No bits of paint can flake off and go where it shouldn't.

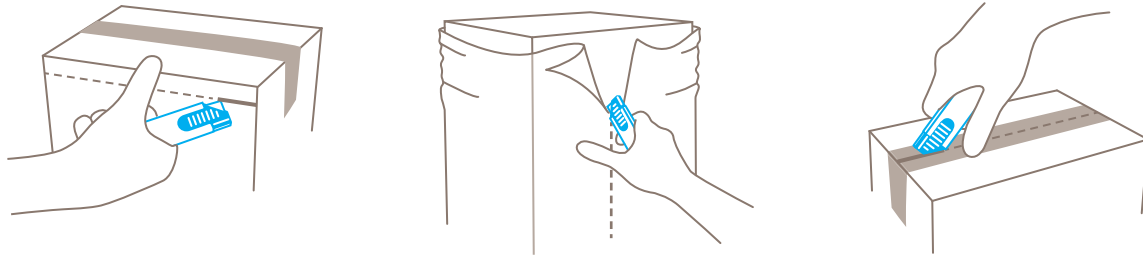
Slider on both sides

With the right hand? With the left hand? It's all the same. Because we have put a slider on to the SECUNORM HANDY MDP that is accessible from both sides. So anyone can work with it!

4-cutting edge blade








Why do you get more out of your stainless steel blade? Because it has four sharp cutting edges. By turning it and turning it over you quadruple the usage time, and cut like new again.

USAGE



PRODUCT FEATURES

Technical features

 High safety	 Metal detectable	 X-ray detectable	 Tool-less blade change
 Abrasion resistant	 Ergonomic	 4-cutting edge blade	 Cutting depth
 For right and left handers	 INOX		

Main cutting materials

 Cardboard: up to 2-ply	 Wrapping, stretch and shrink foil	 Tape	 Plastic strapping band
 Bagged goods	 Layers of foil or paper	 Yarn, cord	 Textile, material

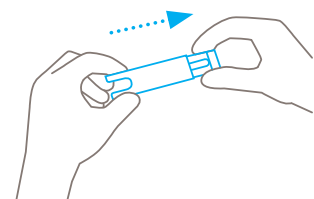
Installed blade



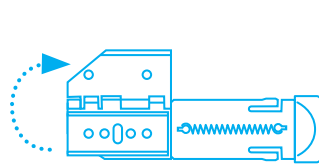
NO. 145

0.30 mm, stainless

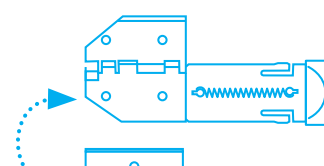
BLADE CHANGE



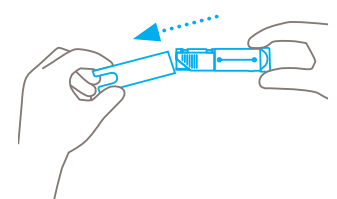
Pull plastic part out of handle's end. **Don't** pull the insert while holding onto the slider.



Open up the blade cover.



Reverse or replace the blade, make sure it fits **exactly** over the locating lugs.



Finally, re-insert the plastic insert and blade **fully into the handle**.

SERVICES OFFERED



Safety poster



Training video



Technical data sheet



Consulting service

PRODUCT AND PACKAGING DETAILS

Order No.	NO. 447.02	Packaging unit	1 in single unit box
Knife size (L x W x H)	100 x 7.8 x 25.5 mm	Size Single unit box	103 x 10 x 29 mm
Weight knife	37.5 g	Weight single unit box	41.3 g
Basic material	Stainless steel	EAN Code single unit box	4002632920448
Cutting depth	8.5 mm	Quantity in outer pack	20 knives
		Size outer pack	155 x 115 x 40 mm
		Weight outer pack	832.7 g
		EAN Code outer pack	4002632971761
		Customs tariff number	82119300

SAFETY CERTIFICATE

Date of issue	16.07.2020
Certification	GS certificate NO. 179708-7145-55095-2020

Certificates and awards



SAFETY ADVICE

To ensure that you use your new MARTOR knife safely and most effectively, please read and note the following user-instructions. Please keep the written guide in a safe place so that you can access it at any time.

1. General application instructions: Please always use the product carefully for manual cutting work only and not for any purposes other than those that are intended. Please take the correct handling and the proper use of the knives into account in this regard. As an additional safety measure, we recommend the wearing of safe gloves.

2. Special application instructions to avoid the danger of injuries: Always take great care when handling the product. Before first use, familiarise yourself with the safety technology and how it works. Before every further use, check the knife for proper functioning. Only use cutting tools that are in perfect condition with sharp, clean and undamaged MARTOR blades. Also make sure that the knife's operation is not impaired by the material to be cut or by dirt or particle deposits around the blade. **CAUTION: The blade is sharp and can result in serious and deep cuts. Therefore, never reach into the blade!** Do not place your free hand in the line of cutting and never cut directly towards you.

3. Replacement of spare parts: Replace any blades that become dull at the right time! Use only the replacement blades from MARTOR for this purpose. Dispose of old blades in a proper fashion. They should not be placed in a waste paper bin, as this poses a considerable danger of injuries. Never perform any repairs yourself. If the knife shows signs of aging or any other wear, e.g. which impair safety features, blade changing or usage, the knife must be taken out of service and replaced. Do not modify this product in any way. Modifications of any kind may impair product safety. **CAUTION:** The risk of injury caused by manipulation of this product is extremely high.

4. Non-use of the knife: Always secure the blade in such a way (depending on product type) that injuries due to cuts are excluded. Store the knife in a secure place.

5. Care instructions: To guarantee a long service life, always keep the knife clean and do not expose it to unnecessary soiling and humidity.

CAUTION: No liability will be assumed for consequential losses. Subject to technical changes and errors! This knife does not belong in the hands of children!

ACCESSORIES

BELT HOLSTER M WITH CLIP NO. 9921




What do you do with your cutting tools when you are not actually using them? The MARTOR BELT HOLSTER M is a robust holder that allows you to carry all midsize MARTOR knives as well as our safety scissors at all times. In addition, the interior and exterior pockets are designed to allow you to load different tools: for example you can carry an extra safety knife, a pen and a pack of blades. The MARTOR BELT HOLSTER is the ideal place to stow your tools safely when moving from A to B - and have them at hand, as soon as they are required.

USED BLADE CONTAINER NO. 9810



You can fill the USED BLADE CONTAINER with the content of your SAFEBOX. Or directly with your used blades. When the box is full, turn the lid until it shuts. Now the box cannot be reopened. The next step is to safely and completely dispose of the filled USED BLADE CONTAINER as normal waste.

WALL MOUNT BRACKET USED BLADE CONTAINER NO. 9845



Include it in your order now! With this mounting bracket you can fix your USED BLADE CONTAINER to a central location. Use the clamp and screws and nuts supplied with the product to attach it to either a pipe or a rod.

SAFEBOX NO. 108000



The SAFEBOX is large enough to store a large number of used blades safely. And at the same time, it is compact enough to carry with you. The two slits are not only used for filling, but also to "shorten" your snap-off blades. When your SAFEBOX is full, empty it into your USED BLADE CONTAINER.

MDP TEST CARD SET NO. 9910



There are five cards with different plastic balls in the MDP TEST CARD SET – between 2.5 mm and 8 mm in size. You can reliably test the effectiveness of your metal detectors using the "visiting card".

MANUFACTURER

MARTOR KG | Lindgesfeld 28 | 42653 Solingen | Germany
T +49 212 73870-0 | info@martor.de | www.martor.com