



# 3M™ Speedglas™ Heavy Duty Welding Helmet G5-01

## Product Description

- Adjustable air flow distribution
- Attachment system for additional protective accessories
- Class TH3 CE, NPF 500
- APF 1000, APF 25, USA NIOSH
- Flip-up welding helmet suitable for grinding
- Robust solution
- Task light as an accessory, powered by 3M Adflo Battery

## Applications




The product helps protect the wearer's eyes and face from sparks, spatter, harmful ultraviolet radiation (UV) and infrared radiation (IR) resulting from certain arc gas welding processes. The welding helmet also protects against certain airborne contaminants when used with an approved air delivery unit.

The Speedglas heavy duty welding helmet G5-01 is designed for:

- Most welding processes, such as: MMA (Stick), MIG/MAG, TIG, Low amp TIG
- Cutting
- Grinding

## Approvals

The PPE is marked and in conformity with the applicable National and European Regulations, Directives and Standards as listed in table below, which also contains information about the Authorised Body that has issued the type-Examination certificate for the PPE (Module B) and when applicable, the Authorised Body responsible for the surveillance of the quality system of the manufacturing of the PPE (Module D). The applicable type examination Certificates and Declaration of Conformity are available at [www.3M.com/welding/certs](http://www.3M.com/welding/certs).

Standard	Name
EN 175:1997	Personal protection – Equipment for eye and face protection during welding and allied processes
EN 166:2001	Personal eye-protection – Specifications
EN 12941:1998 A1:2003 + A2:2008	Respiratory protective devices – Powered filtering devices incorporating a helmet or hood
EN 14594:2005 or EN 14594:2018	Respiratory protective devices – Continuous flow compressed air line breathing apparatus – Requirements, testing, marking
Directive/Regulation	Name
(EU) 2016/425	Personal Protective Equipment (PPE) Regulation Personal Protective Equipment Regulations (Regulation 2016/425 on personal protective equipment, as amended to apply in GB)
Notified Body No. 0196 Module B	DIN CERTCO Gesellschaft fuer Konformitaetsbewertung mbH, Alboinstrasse 56, 12103 Berlin, Germany
Approved Body No. 2571 (Module B)	TUV Rheinland UK, Friars Gate (Third Floor), 1011 Stratford Road, Shirley, Solihull B90 4BN, UK
Australian/New Zealand Standard	Name
AS/NZS 1337.1:2010	Personal eye protection Part 1: Eye and face protectors for occupational applications
AS/NZS 1716:2012	Respiratory protective devices
Manufacturer	 3M Svenska AB, Ernst Hedlunds väg 35, 785 30 Gagnef, Sweden
EU Contact Address	 3M Svenska AB, Ernst Hedlunds väg 35, 785 30 Gagnef, Sweden
UK Contact Address	 3M UK, Cain Rd, RG12 8HT, UK



= Auto darkening welding filters shall be disposed of as electrical and electronic waste

## Limitations of use

- Only use with original 3M spare parts and accessories listed in the reference leaflet and within the usage conditions given in the Technical Specification
- The use of substitute components, decals, paint or other modifications not specified in these user instructions might seriously impair protection and may invalidate claims under the warranty or cause the product to be noncompliant with protection classifications and approvals.
- Eye protectors worn over standard ophthalmic spectacles may transmit impacts thus creating a hazard to the wearer.
- The Speedglas welding helmet is not designed for overhead welding/cutting operations when there is a risk of burns from falling molten metal.
- Do not use for respiratory protection against unknown atmospheric contaminants or when concentrations of contaminants are unknown or immediately dangerous to life or health (IDLH).
- Do not use in atmospheres containing less than 19.5% oxygen (3M definition. Individual countries may apply their own limits on oxygen deficiency. Seek advice if in doubt).
- Do not use these products in oxygen or oxygen-enriched atmospheres.

# 3M™ Speedglas™ Heavy Duty Welding Helmet G5-01

- Leave the contaminated area immediately if: Any part of the system becomes damaged, airflow into the headtop decreases or stops, breathing becomes difficult, dizziness or other distress occurs, you smell or taste contaminants or irritation occurs.
- High winds above 2 m/s, or very high work rates (where the pressure within the head top can become negative) can reduce protection. Adjust equipment as appropriate or consider an alternative form of respiratory protective device.
- Users should be clean-shaven where the respirator's face seal comes into contact with the face.
- Do not remove the welding helmet or turn off the air supply until you have vacated the contaminated area.
- Respiratory filters shall only be fitted to the turbo unit and not directly to the helmet/hood.
- Materials which may come into contact with the wearer's skin are not known to cause allergic reactions to the majority of individuals. These products do not contain components made from natural rubber latex.

## Materials

Helmet:	PPA
Front frame:	PPA
Visor plate:	PC
Head band:	PA, PP, TPE, PE

## Technical specifications

Weight welding helmet

(excl. headband and welding filter): 665 g

Weight headband: 125 g

Viewing area visor plate: 104 x 170 mm

Head sizes: 50-64

Operating conditions: -5°C to +55°C, RH ≤ 90%, non-condensing conditions.

Storage conditions: -30°C to +60°C, RH ≤ 90%, non-condensing conditions.

Extended period of storage: -20°C to +55°C, RH ≤ 90%, non-condensing conditions.

Expected service life: 5 years depending on conditions of use

## Spare parts, accessories and consumables

61 11 90	Welding Helmet G5-01, including front cover and visor frame without welding filter, without neck or head protection
61 11 95	Inner shield with airduct and airflow controls for Welding Helmet G5-01 (including visor frame)
61 01 95	Outer Shield (flip-up) incl. hinge mechanism, pivot ring and visor frame for Welding Helmet G5-01
61 30 00	Visor plate, anti-fog and hard coated for Welding Helmet G5-01, pkg. of 5
61 05 00	Front cover for inner visor for Welding Helmet G5-01
19 71 55	Hinge mechanism, 1 pair for Welding Helmet G5-01
61 60 01	Outer Shield Pivot Ring for Welding Helmet G5-01
61 40 00	Face seal for Welding Helmet G5-01

61 37 00	Air duct breathing tube (short) incl. holder for Welding Helmet G5-01
61 37 01	Holder for breathing tube for Welding Helmet G5-01
16 90 40	Neck prot. rigid for Welding Helmet G5-01
19 90 41	Neck prot. fabric for Welding Helmet G5-01
16 90 42	Neck prot. fabric large for Welding Helmet G5-01
16 90 43	Neck prot. leather for Welding Helmet G5-01
16 90 20	Head prot. for Welding Helmet G5-01
16 90 21	Head prot. High Vis for Welding Helmet G5-01
16 90 22	Head prot. Leather for Welding Helmet G5-01
16 90 23	Head protection (large) for Welding Helmet G5-01
16 90 30	Shroud for Welding Helmet G5-01
16 90 35	Extended Protection kit (shroud and large head cover) for Welding Helmet G5-01
16 91 00	Hood
61 32 00	Headband with assembly parts for Welding Helmet G5-01
61 60 00	Pivot and sliding mechanism, including pivot knobs, for Welding Helmet G5-01
61 60 02	Pivot knob for Welding Helmet G5-01
61 60 03	Headband back part for Welding Helmet G5-01
53 62 10	Cushion Part for 9100 & G5-01 Headband
53 62 11	Large head rest for Welding Helmet G5-01
19 80 16	Sweatband towelling, pkg of 3
19 80 17	Sweatband fleecy cotton, pkg of 3
19 80 18	Sweatband leather, pkg of 1
16 92 00	Task Light for Welding Helmet G5-01, including light, protection plate, cable/mounting parts and long cable
16 92 10	Long power cable for Task Light
16 92 11	Short power cable for Task Light
16 92 05	Protection plate for task light, pkg. of 5
16 92 23	Pouch for Adflo Battery
16 90 24	Scrape guard Welding Helmet G5-01
79 01 05	Carry Bag

## IMPORTANT NOTICE

The use of the 3M product described within this document assumes that the user has previous experience of this type of product and that it will be used by a competent professional. Before any use of this product, it is recommended to complete some trials to validate the performance of the product within its expected application.

All information and specification details contained within this document are inherent to this specific 3M product and would not be applied to other products or environment. Any action or usage of this product made in violation of this document is at the risk of the user.

Compliance to the information and specification relative to the 3M product contained within this document does not exempt the user from compliance with additional guidelines (safety rules, procedures). Compliance to operational requirements especially in respect to the environment and usage of tools with this product must be observed. The 3M group (which cannot verify or control those elements) would not be held responsible for the consequences of any violation of these rules which remain external to its decision and control.

Warranty conditions for 3M products are determined with the sales contract documents and with the mandatory and applicable clause, excluding any other warranty or compensation.

3M Svenska AB  
Ernst Hedlunds väg 35  
785 30 Gagnef  
Sweden  
www.speedglas.com

3M and  
Speedglas are  
trademarks of 3M  
Company.  
© 3M 2017. All  
rights reserved.  
Rev 2022-06-28



