

# TECHNICAL DATA SHEET

**ENYA XXF GTX grey-turquoise Mid ESD O2 WR CI No. 974670**


**Sz. 35 - 42**



## LABELLING ACCORDING TO STANDARD

Standard for occupational shoes EN ISO 20347 O2	Basic requirement for O2: <b>A</b> Antistatic shoe - <b>E</b> Energy absorption in the heel - <b>WRU</b> Water penetration and water absorption resistant upper - Closed heel area
Additional requirements	<b>CI</b> COLD INSULATED <b>FO</b> FUEL RESISTANCE <b>SR</b> Slip resistance on ceramic tile with glycerine.

## FORM

Occupational work boot 	Form B - in size 42, the upper height must be at least 11.3 cm.
---	---

## FIT

Ladies' fit	The shoe last is ideally tailored to the ergonomics of female feet.
-------------	---

## AREAS OF APPLICATION




Areas of application	Indoors and outdoors Areas where exposure to moisture is expected (O2) Areas where there is no risk of falling heavy objects Areas where there is a risk of electrostatic discharge (ESDS/ESD)
----------------------	---

## FEATURES

ESD equipment	Thanks to its excellent discharge capability, the shoe is suitable for work in ESD sensitive or electrostatically protected areas (EPA). The shoes comply to the standard 61340-5-1.
---------------	--



## FEATURES

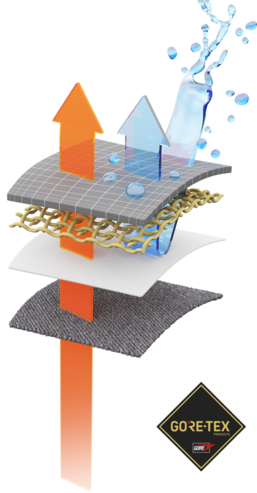
<p>Certification in accordance with DGUV rule 112-191</p>	<ul style="list-style-type: none"> <li>• Certified for orthopaedic inserts</li> </ul> 
<p>Padded upper edge</p>	<ul style="list-style-type: none"> <li>• Excellent wearing comfort: the padded upper edge protects the Achilles tendon.</li> </ul>
<p>Full, padded bellows tongue</p>	<ul style="list-style-type: none"> <li>• Excellent wearing comfort: The tongue prevents pressure marks and avoids dirt from entering into the shoe.</li> </ul>
<p>Sole core made of Infinergy® by BASF</p> 	<p>The sole core consists of expanded, thermoplastic polyurethane in the form of oval foam beads. These stick together and are very light and elastic. This revolutionary technology cushions the impact and bounces back extremely well on pressure, so that the energy can be returned to the wearer. Even under low temperatures of -20 °C, the core maintains its high elasticity.</p> 
<p>WR</p>	<ul style="list-style-type: none"> <li>• watertightness</li> <li>• additional sealed seams on the shaft</li> </ul>

## UPPER MATERIAL

<p>Hydrophobized suede</p>	<ul style="list-style-type: none"> <li>• Areas of application S2/S3/S3S</li> <li>• Natural material</li> <li>• Breathable</li> <li>• Water penetration/absorption in accordance with EN ISO 20345 S2</li> <li>• By hydrophobation, higher resistance against water penetration and water absorption</li> </ul>
<p>Hydrophobized textile material</p>	<ul style="list-style-type: none"> <li>• Areas of application S2/S3</li> <li>• Synthetic material</li> <li>• Shape-retaining</li> <li>• Tear-resistant</li> <li>• Dries quickly</li> <li>• Wear-resistant and light</li> <li>• Water penetration/absorption in accordance with EN ISO 20345 S2</li> <li>• By hydrophobation, higher resistance against water penetration and water absorption</li> </ul>

## LINING

Gore-Tex Performance  
Comfort Footwear



The GORE-TEX membrane prevents water from entering into the shoe, but still allows your feet to "breathe". This technology provides ideal climate comfort for all outdoor activities, even in the harshest weather conditions. All components of the shoe construction are precisely attuned to one another and are subject to constant quality controls.

The ALL-WEATHER membrane

The all-weather membrane constantly provides an ideal climate comfort inside the shoe in all wind and weather conditions. Keeps your feet cool in summer and warm in winter. Tiny pores keep wind and wetness outside.

## INLAY SOLE

Full-length inlay sole  
ESD PRO Lady Y



- ESD EQUIPMENT: Protection against electrostatic discharge (ESD). The full-length, exchangeable inlay sole is conductive and designed for the use in ESD safety footwear according to the standards DIN EN ISO 20345 and DIN EN 61340-5-1.
- The inlay sole is individually adapted to the fitting of safety footwear for women.
- The full-length, exchangeable inlay sole provides the highest possible comfort in safety shoes.
- Improvement of the shoe climate thanks to the PU foam's open cell structure. So the foot is always kept comfortably dry.
- The extreme softness of the PU foam absorbs shocks on impact and increases walking comfort.

## INSOLE

ESD soft-fleece insole

ESD equipment: Protection against electrostatic discharge (ESD), and without using additional means fulfilling a bridge function to the outsole.

- Approximately 50 % lighter than comparable soles made of natural materials
- Flexible and shape-retaining
- Good air permeability
- Excellent wear resistance
- High moisture absorption
- Quick drying (virtually overnight)

## OUTSOLE

WELLMAXX FLEX double-density sole with profile



- Excellent slip resistance
- Antistatic

Outsole: PU (polyurethane)

- Colour: black
- Profile depth: 4.0 mm
- Abrasion-resistant
- Heat-resistant to approx. 130°C
- Flexible at cold temperatures to approx. -20°C
- Oil and fuel resistant

Midsole: PU (polyurethane)

- The soft PU core provides a good impact absorption and high wearing comfort
- The core made of Infinergy® provides a very good cushioning with rebound effect