

Operating instructions

Mechanical height measuring rod

KERN MSB 80

Version 1.1
08/2013
GB





KERN MSB 80

Version 1.1 08/2013

Operating instructions

Mechanical height measuring rod

Table of Contents

1	Technical Data	3
2	Declaration of conformity	4
3	Explanation of the graphic symbols	6
4	Basic Information (General).....	8
5	Basic Safety Precautions	9
6	Unpacking/installing.....	10
7	Body height measurement.....	11
8	Cleaning, Maintenance, Disposal.....	12

English

1 Technical Data

KERN	MSB 80
Measuring range	10 – 80 cm
Readability	1 mm
tolerance	5 mm
Dimensions (w x h x d) mm	890 x 100 x 330 mm
Temperature range	+10°C ... +40°C
Storage temperature	- 20°C ... + 60°C
Net weight	approx. 700 g
Admitted as medical product as per Guideline 93/42/EWG (CE 0297)	Category I with measuring function

2 Declaration of conformity



KERN & Sohn GmbH

D-72322 Balingen-Frommern

Postfach 4052

E-Mail: info@kern-sohn.de

Tel: 0049-[0]7433- 9933-0

Fax: 0049-[0]7433-9933-149

Internet: www.kern-sohn.de

Declaration of conformity

Konformitätserklärung für Geräte mit CE-Zeichen

Declaration for appliances with CE mark

Declaración de conformidad para equipos con rótulo CE

Déclaration de conformité pour les appareils avec marque CE

Dichiarazione di conformità per apparecchi con contrassegno CE

Conformiteitverklaring voor apparaten met CE-merkten

-
- D** Wir erklären hiermit unter alleiniger Verantwortung, dass das Produkt, auf das sich diese Erklärung bezieht, mit den nachstehenden Richtlinien übereinstimmt.

Das Produkt wurde unter Berücksichtigung untenstehender Normen gefertigt und entspricht den genannten Richtlinien. Die Produkte sind konform mit den Grundlegenden Anforderungen des Anhang I der EG-Richtlinie 93/42/EWG und dürfen somit mit CE 0297 gekennzeichnet und von uns in Verkehr gebracht werden. Das Konformitätsbewertungsverfahren wurde nach RL 93/42/EWG, Anhang V durchgeführt. Das QS-System steht unter der Überwachung der Benannten Stelle DQS Medizinprodukte GmbH, Frankfurt/Main, Deutschland, Kürzel 0297.

-
- GB** We hereby declare and assume sole responsibility for the declaration that the product complies with the standards hereinafter.

The product was manufactured subject to all norms and complies with the standards stated. The products are in conformance with the basic requirements specified in Appendix I of EC Directive 93/42/EC and we are therefore entitled to apply the CE 0297 mark and to put these products into circulation. The appraisal procedure was carried out as per Directive 93/42/EC, Appendix V. The QA system is supervised by the notified body DQS Medizinprodukte GmbH, Frankfurt/Main, Germany, abbreviation 0297.

-
- E** Manifestamos bajo sola responsabilidad en la presente que el producto al que se refiere esta declaración está de acuerdo con las normas siguientes.

El producto ha sido fabricado considerando las normas de abajo y corresponde a las directivas nombradas. Los productos están conformes con los requisitos fundamentales del anexo I de la directiva CE 93/42/EWG pudiendo así ser marcados con CE 0297 y puestos en circulación por nosotros. El procedimiento de evaluación de conformidad ha sido ejecutado según RL 93/42/EWG, anexo V. El sistema QS está bajo el control del organismo nombrado DQS Medizinprodukte GmbH, Frankfurt/Main, Alemania, abreviación 0297.

-
- F** Nous déclarons par la présente que le produit auquel se réfère cette déclaration est conforme aux normes ci-après.

Le produit a été fabriqué compte tenu des normes ci-après et est conforme aux directives citées. Les produits sont conformes aux exigences fondamentales de l'annexe I à la directive CE 93/42/CEE et peuvent donc porter le label CE 0297 et être mis en circulation par nous. La procédure de certification de la conformité a été réalisée en fonction de RL 93/42/CEE, annexe V. Le système de suivi de la qualité se trouve sous le contrôle de l'organisation cité DQS Medizinprodukte GmbH, Francfort/Main, Allemagne, sigle 0297.

- I Dichiariamo con ciò in responsabilità unica che il prodotto al quale la presente dichiarazione si riferisce è conforme alle norme di seguito citate.

Il prodotto è stato fabbricato tenendo in considerazione le norme sottostanti e corrisponde alle direttive indicate. I prodotti sono conformi ai requisiti fondamentali dell'appendice I della direttiva CE 93/42/EEG e possono essere marcati con CE 0297 e quindi messi in circolazione da noi. Il procedimento di valutazione per la conformità è stato eseguito secondo RL 93/42/EEG, Appendice V. Il sistema QS è sotto il controllo del centro competente DQS Medizinprodukte GmbH, Frankfurt/Main, Germania, abbreviatura 0297.

- NL Wij verklaren hiermede op exclusieve verantwoordelijkheid dat het product, waarop deze verklaring betrekking heeft, met de hierna volgende richtlijnen overeenstemt.

Het product werd met inachtneming van de onderstaande normen vervaardigd en voldoet aan de vermelde richtlijnen. De producten zijn conform met de fundamentele, door bijlage I van de EG-richtlijn 93/42/EEG gestelde eisen en mogen bijgevolg met CE 0297 gekenmerkt en door ons in omloop gebracht worden. Het procédé ter beoordeling van de conformiteit werd conform RL 93/42/EEG, bijlage V doorgevoerd. Het kwaliteitsborgingsysteem staat onder toezicht van de benoemde instantie DQS Medizinprodukte GmbH, Frankfurt/Main, Duitsland, afgekort 0297.

Scale Series: MSB 80, MSC 100, MSF 200

Mark applied	EU Directive
CE 0297	93/42/EEC

Datum 20.08.2013
Date

Ort der Ausstellung 72336 Balingen
Place of issue

Signatur
Signature



Albert Sauter
KERN & Sohn GmbH
Geschäftsführer
Managing director

KERN & Sohn GmbH, Ziegelei 1, D-72336 Balingen, Tel. +49-[0]7433/9933-0
Fax +49-[0]7433/9933-149, E-Mail: info@kern-sohn.com, Internet: www.kern-sohn.com

3 Explanation of the graphic symbols

SN WY 090563

Designation of the serial number of every device, applied at the device and on the packaging.

Number here as example



2009-08

Identification of the manufacturing date of the medical product.

Year and month here as example



„Attention observe accompanying document“, or „Follow operating instructions“



Please note operating instructions

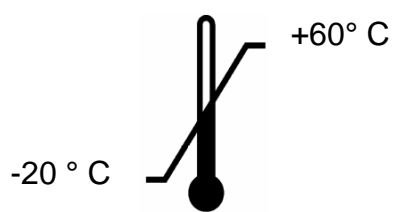


Please note operating instructions



**Kern & Sohn GmbH
D – 72336 Balingen
Ziegelei 1**

Identification of manufacturer of medical product including address



Temperature limitation
indicating the upper and the lower limit
(storage temperature on packaging)

Temperature indication as example

50.00°F / 104.00°F

Temperature limitation in the application
indicating the lower and the upper limit
(Allowable ambient temperature)

Temperature indication as example

4 Basic Information (General)



This height measuring rod according to guideline 93/42/EWG is provided for determination the body height in medical practice and for medical survey, examination and treatment.

Defined purpose

Indication:

- Determining the body height in the medical practice area.
- At an upright standing person, or at a lying baby, the height measuring rod is applied to head and feet in a manner that on the display or scale the body height value can be read.

Contraindication:

No contraindication known.

Proper use

This height measuring rod is used to determine the height of persons while standing upright, or of lying babies, according to its model, in medical treatment localities. This height measuring rod is suitable to detect, prevent and survey diseases.

Ensure that the height measuring rod may only come into contact only with uninjured skin.

Improper Use

The structure of the height measuring rod may not be modified. This may result in incorrect measuring results, safety-related defects as well as destruction.

The height measuring rod may only be used according to the described conditions. Other areas of use must be released by KERN in writing.

Warranty

Warranty claims shall be voided in case

- Our conditions in the operation manual are ignored
- The appliance is used outside the described uses
- The appliance is modified or opened
- Mechanical damage or damage by media, liquids, natural wear and tear
- Non correct implantation or assembly.

Test device control

For height measuring rods, we recommend a metrological examination of the accuracy of the measuring rod, however, this is not mandatory as the determination of human body height involves rather large, intrinsic inaccuracies.

5 Basic Safety Precautions



- ⇒ Carefully read this operation manual before setup and commissioning, even if you are already familiar with KERN balances.
- ⇒ All language versions contain a non-binding translation.
The original German is binding.



Staff training

The medical staff must apply and follow the operating instructions for proper use and care of the product.

Avoiding contamination

In order to avoid crossed contamination (fungal disease,...) the parts coming into contact with the patient must be cleared regularly.

Recommendation:

After every application which could have a potential contamination as consequence (e.g. direct contact with the skin).

Safety Instructions

- Observe operating instructions.
- Please use no other than the supplied fixtures for mounting.
- During assembly ensure that the height measuring rod is correctly assembled, (see chap. 6).
- When moving the height measuring rod ensure that the person to be measured can not be injured
- The body height measuring emits only reliable values, when the back and the head are straightly aligned, nevertheless the body height of a person may change about some cm during a day.

6 Unpacking/installing

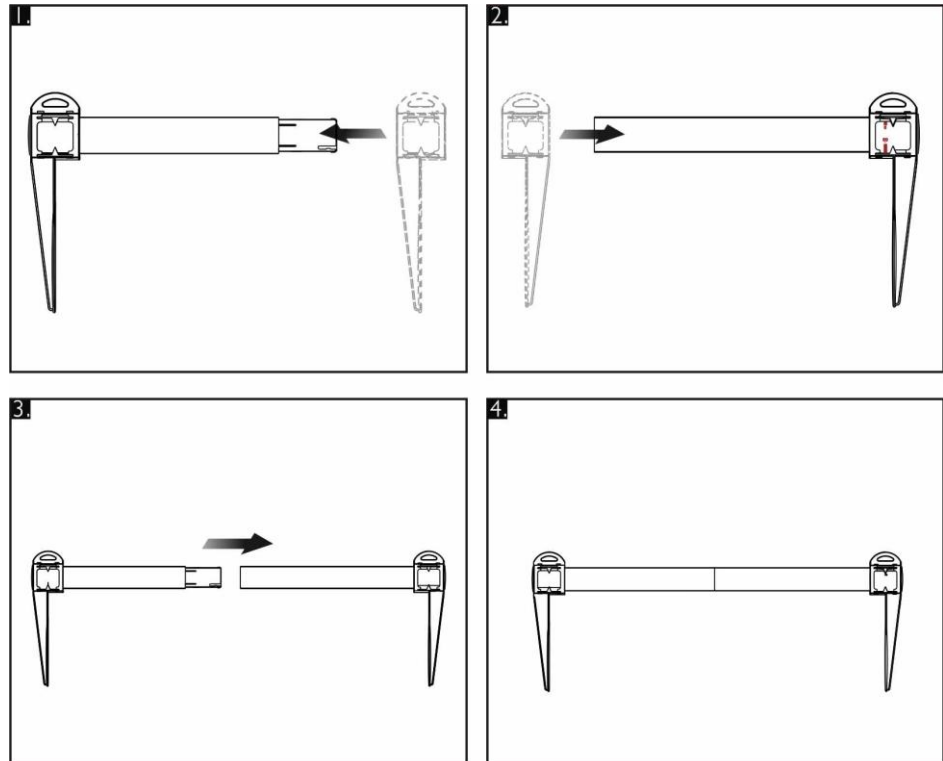
Testing upon acceptance

Please check packaging as well as the device on receipt for possibly visible external damages.

Packaging/Return

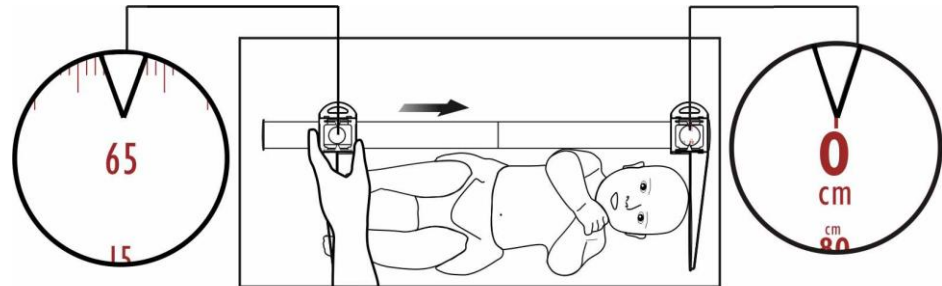
Keep all parts of the original packaging for a possibly required return.
Only use original packaging for returning.

Installation



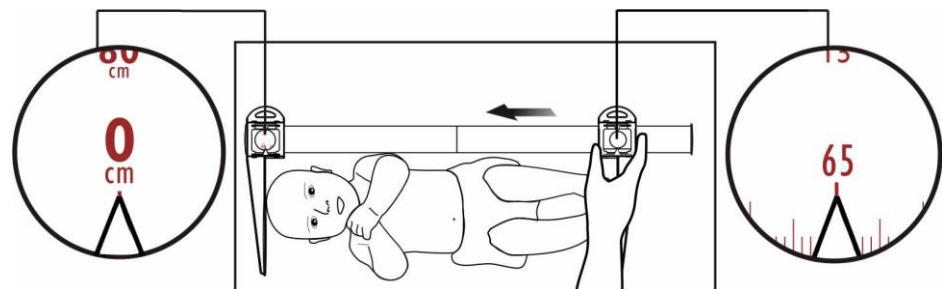
7 Body height measurement

Left-hand use



- ⇒ Shift right caliper gauge to the end of the measuring rod to 0 cm.
- ⇒ Shift the left caliper gauge until the stretched feet of the baby are reached.
- ⇒ Read the height on the marking of the left caliper gauge.

Right-hand use



- ⇒ Shift left caliper gauge to the end of the measuring rod to 0 cm.
- ⇒ Shift the right caliper gauge until the stretched feet of the baby are reached.
- ⇒ Read the height on the marking of the right caliper gauge.

8 Cleaning, Maintenance, Disposal

Cleaning Disinfection	<p>The body height scale should be cleaned exclusively with household cleaners or commercially available disinfectants. Follow the manufacturer's recommendations.</p> <p>Do not use abrasive or aggressive cleaners such as spirits or alcohol or similar as they might damage the high-quality surface.</p>
Service, maintenance	<p>The appliance may only be opened by trained service technicians who are authorized by KERN.</p>
Disposal	<p>Disposal of packaging and appliance must be carried out by operator according to valid national or regional law of the location where the appliance is used.</p>