




KL-1002-10..
Drive Sets for Hydraulic Cylinder with 89mm

Product information EN
⚠ Read and understand before use!



www.gedore-automotive.com



GEDORE Automotive GmbH
Breslauer Straße 41
78166 - Donaueschingen
Postfach 1329
78154 Donaueschingen - GERMANY
☎ +49 (0) 771 / 8 32 23-0
☎ +49 (0) 771 / 8 32 23-90
✉ info.gam@gedore.com
🌐 gedore-automotive.com

GEDORE TOOLS, INC.
Only for USA, Canada & Mexico / Sólo para EE.UU., Canadá y México
Seulement pour les USA, le Canada et le Mexique
7187 Bryhawke Circle, Suite 700
North Charleston, SC 29418, USA


☎ +1-843 / 225 50 15
☎ +1-843 / 225 50 20
✉ info@gedoretools.com
🌐 gedore.com

Version 2- 07/2021

Product description

KL-1002-10.. - Drive Sets for Hydraulic Cylinder with 89mm

Required if a **GEDORE Automotive** tool is to be driven with an alternative hydraulic cylinder from a third-party manufacturer (such as NIKE® hydraulics) instead of our 17t hydraulic cylinder - **KL-0040-2500**.



KL-1002-1010

Drive Set M20 for Hydraulic Cylinder with 89mm

Scope of supply / Single part overview

Pos.	Part No.	Description	Qty
A	KL-1002-1010	Drive Set M20 for Hydraulic Cylinder with 89mm	1
A.1	KL-1002-1012-1	Draw spindle M20 to UNC 1"-8	1
A.2	KL-1002-1011	Mounting adapter for hydraulic cylinder with 89 mm mounting diameter	1
A.3	KL-0040-3009	Clamping nut M20	1

Specifications


Max. load: 20t

Length of draw spindle: 590mm

Thread of draw spindle: M20 to UNC 1"-8

⚠ Safety instructions and regulations

- ✔ **Before using** the tool, read and understand all safety instructions and **follow** them for **safe use!**
- ✔ Ensure that maintenance and repair work on motor vehicles is only carried out by trained specialists in specialist automotive workshops, taking into account occupational safety and accident prevention as well as the instructions of the vehicle manufacturer!
- ✔ **Prior to each use**, check the tool **carefully** for damage, loose parts or unauthorised modifications. **Never** use it if you notice any such deficiencies!
- ✔ Use the tool **as intended** and **always** observe the vehicle-specific application procedures in the vehicle manufacturer's repair manual!
- ✔ **Always** wear your personal protective equipment (*for example safety goggles, protective gloves, safety shoes*) when working!



KL-1002-1020

Drive Set M16 for Hydraulic Cylinder with 89mm

Scope of supply / Single part overview

Pos.	Part No.	Description	Qty
A	KL-1002-1020	Drive Set M16 for Hydraulic Cylinder with 89mm	1
A.1	KL-1002-1016-1	Draw spindle M16 to UNC 1"-8	1
A.2	KL-1002-1011	Mounting adapter for hydraulic cylinder with 89 mm mounting diameter	1
A.3	KL-0039-1916-3	Collar nut M16	1

Specifications

Max. load: 13 t

Length of draw spindle: 590 mm

Thread of draw spindle: M16 to UNC 1"-8