




## KL-0114-894

### Reamer Head Set Ø 18mm



**Product information** EN  
⚠ Read and understand before use!



[www.gedore-automotive.com](http://www.gedore-automotive.com)

#### GEDORE Automotive GmbH

Breslauer Straße 41  
78166 - Donaueschingen  
Postfach 1329  
78154 Donaueschingen - GERMANY

☎ +49 (0) 771 / 8 32 23-0  
☎ +49 (0) 771 / 8 32 23-90  
✉ info.gam@gedore.com  
🌐 gedore-automotive.com

#### GEDORE TOOLS, INC.

Only for USA, Canada & Mexico / Sólo para EE.UU., Canadá y México  
Seulement pour les USA, le Canada et le Mexique  
7187 Bryhawke Circle, Suite 700  
North Charleston, SC 29418, USA

☎ +1-843 / 225 50 15  
☎ +1-843 / 225 50 20  
✉ info@gedoretools.com  
🌐 gedore.com

Version 07/2023

KL-0114-894 (EN230510).indd

**PRODUCT DESCRIPTION**


**KL-0114-894 - Reamer head set Ø 18mm**

Universally suitable for ABS sensor mounting holes with a bore diameter of 18mm, e.g. for VW, Audi, Seat, Skoda, BMW, Mercedes, Peugeot, Renault and many more.

In order to be able to use an ABS sensor without damage, it is usually absolutely necessary to clean the mounting hole on the wheel bearing housing. With the special reamer head set, the mounting hole of an ABS sensor can be quickly and professionally cleaned of deposits and dirt.

**Necessary accessories:** Reversible ratchet 1/4" + possibly extension 1/4"

EN



**Scope of supply/component overview**

Item	Part no.	Description	Qty.
A1	KL-0114-8943	Reamer head (short)	1
A2	KL-0114-8944	Reamer head (long)	1

**Specifications**

Reamer head diameter:..... Ø 18mm

Length reamer head (short): .....23mm

Length reamer head (long):.....34mm


## ⚠ SAFETY INSTRUCTIONS AND REGULATIONS

- ✔ Read and understand this product information **before** using the special tool. This serves to familiarise you with the special tool for **safe use!**
- ✔ Use the special tool **as intended** and **always** carry out maintenance and repair work in compliance with the regulations on occupational safety and accident prevention as well as the vehicle manufacturer's instructions!
- ✔ **Before each use**, check the special tool **carefully** for damage, loose parts, or unauthorised modifications. **Never** use it, if you notice any such deficiencies!
- ✔ **Always** wear your personal protective equipment, such as safety goggles, protective gloves, safety shoes during work!
- ✔ Interrupt your work **immediately** if you are unsure about using the special tool, and contact **GEDORE Automotive GmbH** if necessary!
- ✔ Dispose of the special tool and its packaging material in an environmentally compatible way in accordance with the legal requirements. If necessary, ask your local authorities or **GEDORE Automotive GmbH** about environmentally friendly disposal options!


EN

## TYPICAL APPLICATION

### 📷 1: Clean the mounting hole of the ABS sensor...



1. Attach the reamer head [A..] to a 1/4" reversible ratchet.



Mounting hole for ABS - sensor

Reamer head [A..]

Reversible ratchet 1/4"

Extension 1/4"

### CAUTION

The reamer head [A..] and the ABS sensor mounting hole may be damaged.

- ✔ The reamer head must be lubricated, e.g. with oil (for steel parts) or spirit (for aluminium parts)!
- ✔ The reamer head must never be driven mechanically but only by hand!
- ✔ The ABS sensor's mounting hole may only be cleaned and not changed by material removal!

2. Insert the reamer head [A..] into the locating hole of the ABS sensor and clean it. To do this, turn the reamer head [A..] carefully and evenly a few turns clockwise.

## GEDORE-Werkzeugfabrik GmbH & Co. KG

Remscheider Straße 149  
42899 - Remscheid  
Postfach 120361  
47873 Remscheid  
GERMANY

### Vertrieb DEUTSCHLAND

☎ +49 (0) 2191 / 596-0  
☎ +49 (0) 2191 / 596-230  
✉ info@gedore.com  
🌐 www.gedore.com

### Sales INTERNATIONAL

☎ +49 (0) 2191 / 596-910  
☎ +49 (0) 2191 / 596-911  
✉ info@gedore.com  
🌐 www.gedore.com

## GEDORE TOOLS, INC.

Only for USA, Canada & Mexico  
Sólo para EE.UU., Canadá y México  
Seulement pour les USA, le Canada et le Mexique  
7187 Bryhawke Circle, Suite 700, North Charleston, SC 29418, USA

☎ +1-843 / 225 50 15  
☎ +1-843 / 225 50 20  
✉ info@gedoretools.com  
🌐 www.gedoretools.com

Worldwide GEDORE service centers and offices are listed on the Internet at: [www.gedore.com](http://www.gedore.com)

## GEDORE Automotive GmbH

Breslauer Straße 41  
78166 - Donaueschingen  
Postfach 1329  
78154 Donaueschingen  
GERMANY

### Vertrieb DEUTSCHLAND

☎ +49 (0) 771 / 8 32 23-0  
☎ +49 (0) 771 / 8 32 23-90  
✉ info.gam@gedore.com  
🌐 gedore-automotive.com



[www.gedore-automotive.com](http://www.gedore-automotive.com)