


208-2-B 2-jaw tab puller with oscillating, reversible puller legs, hydraulic spindle, up to 400 mm clamping range, 225 mm clamping depth



DESCRIPTION

The 2-jaw tab puller with oscillating puller legs, adjustable clamping depth, and greased hydraulic spindle is used for the central pulling of particularly tightly-fitted bearings, gears, and discs in all common sizes for crafts, workshops, and industry. The greased hydraulic spindle achieves a tension force of 12 t. This allows any component that is seated on a shaft and freely accessible from the outside to be loosened. The oscillating puller legs adapt to any installation situation and are universally applicable due to the adjustable clamping depth.

RANGE OF APPLICATION

For centric extraction of particularly tight-fitting bearings, gearwheels and pulleys

BENEFIT

- Adjustable puller legs for individual adjustment of the clamping depth thanks to multiple drilling in the puller legs
- Oscillating puller legs offer a wide range of adjustment possibilities
- The grease hydraulic spindle guarantees easy and controlled removal of particularly tight-fitting parts with minimal effort.
- Anti-slip device on the spindle head for safe working with a wrench
- Spindle outlet to protect the thread

OPERATION

- Place the puller leg from the outside onto the part to be removed
- Swivel the pulling jaw under the component
- Operate the hexagon drive (male) on the spindle head with a ratchet or a ring spanner
- Adjust the hydraulic spindle until the component is released

APPLICATION IMAGE



DETAIL IMAGE



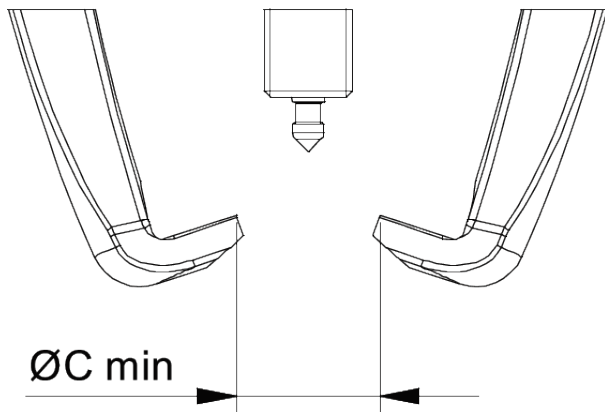
MASTER DATA

GTIN [EAN]	4021176432811
Country of origin	DE
Case material	Tool steel
Series	208
Net weight [kg]	0,3 kg
Package contents	1 piece
Packaging Act	PP 05
Global sales capability given	Yes (REACH, RoHS, POP, PROP65, TSCA)

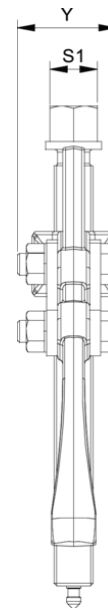
SPARE PARTS

- 201-3-T_Cross beam
- 205-2-400-P_Puller legs with adjustable clamping depth (pair)
- 8-02_Hydraulic spindle

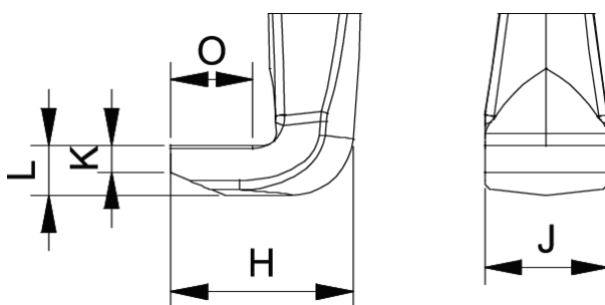
2-jaw tab puller with oscillating, reversible puller legs, hydraulic spindle, up to 400 mm clamping range, 225 mm clamping depth



Abbreviation	Attribut	Wert
X	Total width [mm]	446 mm
Y	Total depth [mm]	58 mm
Z	Total height [mm]	480 mm
A	Clamping depth outside pull-off [mm]	225 mm
S1	Width across flats [mm]	12 mm
Cmin	Span outside pull-off (min.) [mm]	64 mm
Cmax	Span outside pull-off (max.) [mm]	400 mm
A6	Clamping depth of A6 external pull-off (hydraulic) [mm]	225 mm
K	Hook root thickness at the tip (claw thickness K) [mm]	5 mm
J	Hook base width (claw width J) [mm]	30 mm
O	Hook base depth usable (claw depth usable O) [mm]	23 mm
H	Total hook root depth (total claw depth H) [mm]	46 mm
L	Total claw thickness (L+1mm) (claw distance to base surface) [mm]	20 mm
Tmax	Max. torque [Nm]	20 Nm
Fmax	Max. tractive force [t]	12 t
Fmax	Max. tensile force [kN]	120 kN

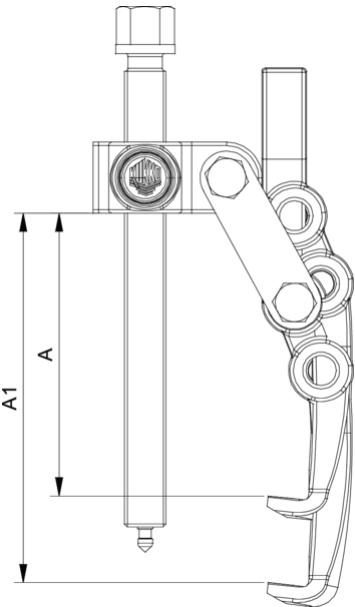


Abbreviation	Attribut	Wert
X	Total width [mm]	446 mm
Y	Total depth [mm]	58 mm
Z	Total height [mm]	480 mm
A	Clamping depth outside pull-off [mm]	225 mm
S1	Width across flats [mm]	12 mm
Cmin	Span outside pull-off (min.) [mm]	64 mm
Cmax	Span outside pull-off (max.) [mm]	400 mm
A6	Clamping depth of A6 external pull-off (hydraulic) [mm]	225 mm
K	Hook root thickness at the tip (claw thickness K) [mm]	5 mm
J	Hook base width (claw width J) [mm]	30 mm
O	Hook base depth usable (claw depth usable O) [mm]	23 mm
H	Total hook root depth (total claw depth H) [mm]	46 mm
L	Total claw thickness (L+1mm) (claw distance to base surface) [mm]	20 mm
Tmax	Max. torque [Nm]	20 Nm
Fmax	Max. tractive force [t]	12 t
Fmax	Max. tensile force [kN]	120 kN

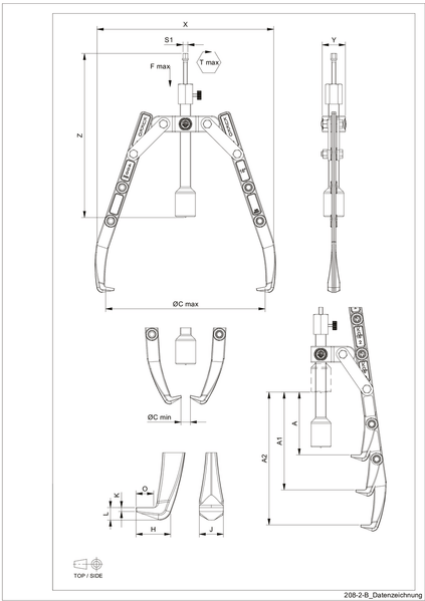


Abbreviation	Attribut	Wert
X	Total width [mm]	446 mm
Y	Total depth [mm]	58 mm

Z	Total height [mm]	480 mm
A	Clamping depth outside pull-off [mm]	225 mm
S1	Width across flats [mm]	12 mm
Cmin	Span outside pull-off (min.) [mm]	64 mm
Cmax	Span outside pull-off (max.) [mm]	400 mm
A6	Clamping depth of A6 external pull-off (hydraulic) [mm]	225 mm
K	Hook root thickness at the tip (claw thickness K) [mm]	5 mm
J	Hook base width (claw width J) [mm]	30 mm
O	Hook base depth usable (claw depth usable O) [mm]	23 mm
H	Total hook root depth (total claw depth H) [mm]	46 mm
L	Total claw thickness (L+1mm) (claw distance to base surface) [mm]	20 mm
Tmax	Max. torque [Nm]	20 Nm
Fmax	Max. tractive force [t]	12 t
Fmax	Max. tensile force [kN]	120 kN



Abbreviation	Attribut	Wert
X	Total width [mm]	446 mm
Y	Total depth [mm]	58 mm
Z	Total height [mm]	480 mm
A	Clamping depth outside pull-off [mm]	225 mm
S1	Width across flats [mm]	12 mm
Cmin	Span outside pull-off (min.) [mm]	64 mm
Cmax	Span outside pull-off (max.) [mm]	400 mm
A6	Clamping depth of A6 external pull-off (hydraulic) [mm]	225 mm
K	Hook root thickness at the tip (claw thickness K) [mm]	5 mm
J	Hook base width (claw width J) [mm]	30 mm
O	Hook base depth usable (claw depth usable O) [mm]	23 mm
H	Total hook root depth (total claw depth H) [mm]	46 mm
L	Total claw thickness (L+1mm) (claw distance to base surface) [mm]	20 mm
Tmax	Max. torque [Nm]	20 Nm
Fmax	Max. tractive force [t]	12 t
Fmax	Max. tensile force [kN]	120 kN



Abbreviation	Attribut	Wert
X	Total width [mm]	446 mm
Y	Total depth [mm]	58 mm
Z	Total height [mm]	480 mm
A	Clamping depth outside pull-off [mm]	225 mm
S1	Width across flats [mm]	12 mm
Cmin	Span outside pull-off (min.) [mm]	64 mm
Cmax	Span outside pull-off (max.) [mm]	400 mm

A6	Clamping depth of A6 external pull-off (hydraulic) [mm]	225 mm
K	Hook root thickness at the tip (claw thickness K) [mm]	5 mm
J	Hook base width (claw width J) [mm]	30 mm
O	Hook base depth usable (claw depth usable O) [mm]	23 mm
H	Total hook root depth (total claw depth H) [mm]	46 mm
L	Total claw thickness (L+1mm) (claw distance to base surface) [mm]	20 mm
Tmax	Max. torque [Nm]	20 Nm
Fmax	Max. tractive force [t]	12 t
Fmax	Max. tensile force [kN]	120 kN